

Name .....

**Lesson 2**

**Make  
Picture Graphs**

# My Homework


## Homework Helper



Need help? [connectED.mcgraw-hill.com](http://connectED.mcgraw-hill.com)

You can use data from a tally chart to make a picture graph.

Favorite Milk	Tally	Total
Chocolate		5
White		2
Strawberry		3



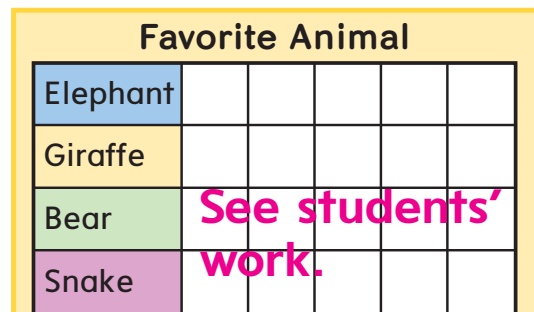
Key: Each glass = 1 vote

## Practice

Use the tally chart to make a picture graph.

I.

Favorite Animal	Tally	Total
Elephant		4
Giraffe		5
Bear		4
Snake		3







Key: Each picture = 1 vote

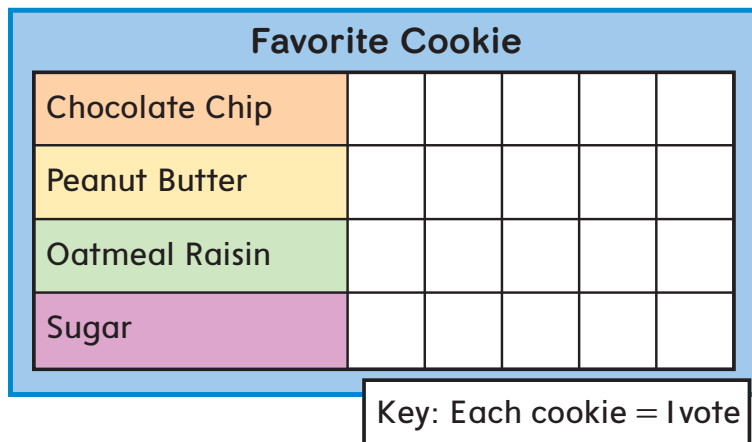


Use the tally chart to make a picture graph.

2.

Favorite Cookie		Tally	Total
	Chocolate Chip		4
	Peanut Butter		5
	Oatmeal Raisin		4
	Sugar		3

See students' work.



Explain to a friend or family member how you made the picture graph.

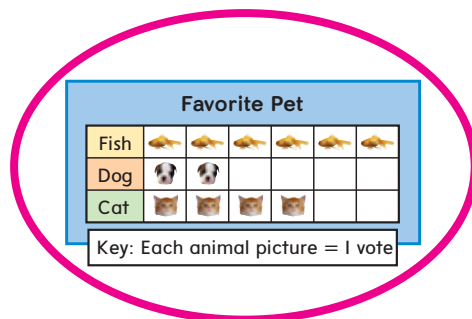
## Vocabulary Check



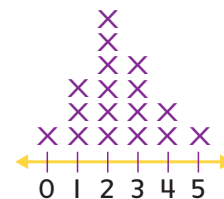
Circle the picture that matches the word.

3. picture graph

Type of Book	Tally	Total
Scary		
Funny		
Sports		



Number of Hats



**Math at Home** Construct a large picture graph. Have your family graph their favorite dinner.